

LESSON

7

TERRORISM/MISSILE

～テロ/ミサイル～

Iwate will host major international sporting events in 2019-2020. Preparing for potential terrorist attacks or missile tests will be crucial in the time leading up to the events.

Today's Objectives:

Learn terms, expressions, and scenarios related to terrorism or other emergency situations caused by humans actions.

Understand the different natures of the threats and available preparations so that you can help yourself, people around you, and foreigners living in Japan.

Words and Phrases

<input type="checkbox"/>	標的にする	target
<input type="checkbox"/>	～上空	over -
<input type="checkbox"/>	ミサイルを発射する	launch a missile
<input type="checkbox"/>	弾道ミサイル	ballistic missile
<input type="checkbox"/>	着弾する	land
<input type="checkbox"/>	警報が解除される	warning is lifted
<input type="checkbox"/>	テロ対策	counter terrorism measures
<input type="checkbox"/>	化学兵器	chemical weapon
<input type="checkbox"/>	生物兵器	biological weapon
<input type="checkbox"/>	サイバーテロ	cyber terrorism
<input type="checkbox"/>	警備	security
<input type="checkbox"/>	爆発物	explosives

HOMEWORK: What is J-Alert?

NOTES (when discussing terrorism and missile situation): No one likes racial/ethnic profiling!

Watch two videos: “Stay Safe” and “RUN HIDE FIGHT”

Watch the two videos from the countries that have experienced serious terrorist attacks.

Just like we have a lot of practical manuals for earthquakes and tsunami, they provide a variety of counterterrorism handbooks and videos.

1. NCPC (UK): Stay Safe

<http://www.npcc.police.uk/NPCCBusinessAreas/WeaponAttacksStaySafe.aspx>

The four minute film, Stay Safe: Firearms and Weapons Attack sets out three key steps for keeping safe. The film is accompanied by an online information leaflet. The film and leaflet advise that if you are caught up in an incident to 'run, hide and tell' - guidance which can be applied to many places and situations.

RUN



Run to a place of safety. This is a far better option than to surrender or negotiate. If there's nowhere to go, then...

HIDE



It's better to hide than to confront. Remember to turn your phone to silent and turn off vibrate. Barricade yourself in if you can. Then finally and only when it is safe to do so...

TELL



Tell the police by calling 999.

2. Texas (USA): RUN HIDE FIGHT

https://www.youtube.com/watch?v=tCEuKEIbB_M

RUN/ESCAPE: If possible

HIDE: If escape is not possible

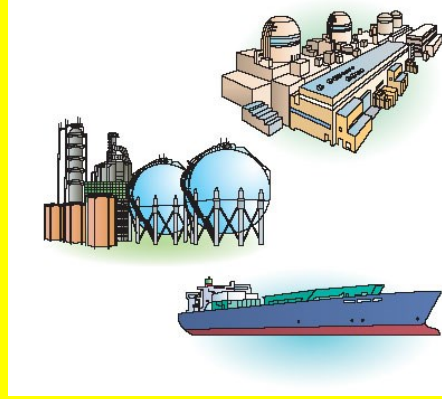
FIGHT: Only as a last resort

What the Japanese government tells us

The Japanese government provides information on a website, Civil Protection Portal Site (<http://www.kokuminhogo.go.jp/pc-index.html>) in Japanese and English. There are a lot of situations and expressions that we need to familiarize ourselves with. These are the possible threats in Japan.


Attacks on facilities having hazardous substances:

Nuclear power plants
Petrochemical complex
Combustible gas storage
Ships carrying hazardous materials



Attacks on facilities where many people gather:

Sport venues
Mass transportation



Chemical/biological weapons:

Dirty bombs (radioactive dispersal device – RDD)
Biological or chemical agents



Use transportation as a means to attack:

Suicide attacks using aircraft
Ramming motor vehicle into a building, crowd of people, etc.



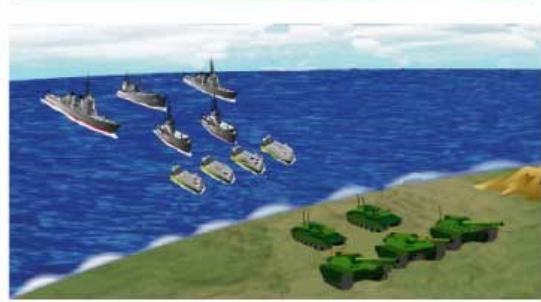
What the Japanese government tells us

The Japanese government provides information on a website, the Civil Protection Portal Site (<http://www.kokuminhogo.go.jp/pc-index.html>) in Japanese and English. There are a lot of situations and expressions that we need to familiarize ourselves with. These are the possible threats in Japan.

Armed attacks by landing Invasion:

Ships
Aircraft


Landing Invasion



Ballistic Missile attacks. Pay attention to the warhead:

Conventional
NBC (nuclear, biological, chemical)

Ballistic Missile Attacks



Guerrillas/Special Operation Forces:

Depending on the kind of facilities targeted and weapons used, it may cause serious damage.

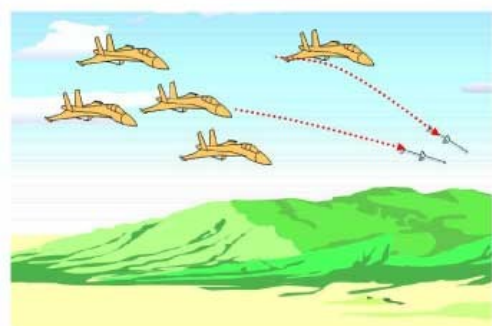
Attacks by Guerrillas/ Special Operation Forces



Aerial Intrusion:

Main facilities in cities and vital infrastructure may possibly become targets.

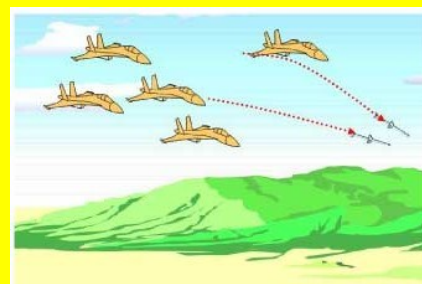

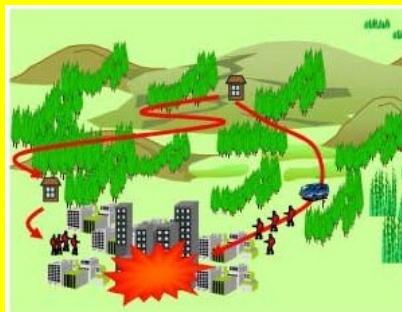

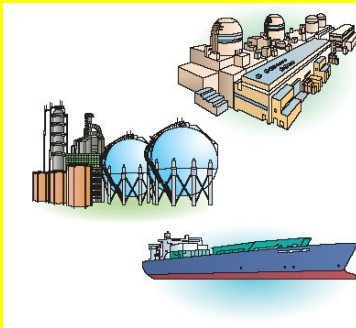
Aerial Intrusion



Understand the risks and possible scenarios

Now that you know the possible risks, think about the scenarios and nature of the attacks by answering five questions (Use the handouts to find out!):

1. Is it easy to detect and why?
2. What is the size of the target area?
3. Are there any warnings available?
4. Can you prepare in advance?
5. How do you protect yourself when it happens?



Let's practice – Never experienced this before!

Maybe foreigners know better about what to do in case of armed attacks or terrorism. So, try to learn that from them! This time, let's focus on the missile alert situation that caused a lot of confusion among foreigners in Iwate last summer.

Meet William



William

William has been in Japan since 2000. Last summer he experienced something that he never had all this time in Japan – a Missile alert.

1

<<One morning, William received a warning on the phone and saw the same message on TV. 「ミサイル発射。ミサイル発射。ミサイルが発射された模様です。頑丈な建物や地下に避難してください」。William immediately called you.>>

William: Hello. What was that warning? Is it something about a missile?

You: Yes, it seems so. It says...(translate the message for him)

William: But (he has lots of questions)

<<While you were talking, another message arrived. 「ミサイル通過。ミサイル通過。先程のミサイルは、北海道地方から太平洋へ通過した模様です。不審な物を発見した場合には、決して近寄らず、直ちに警察や消防などに連絡してください」>>

Carry on the conversation!

2

<<You and William are trying to help other foreigners who are confused. Some don't know Japanese at all and want concrete information in English and it was not available.>>

William: Are there any news sites or websites in English?

You: (give him advice)

William: How can we get updates on this? I will tell my friends on facebook.

<<While you were talking, another message arrived. 「北朝鮮西岸から午前5時58分頃に発射された弾道ミサイルが日本上空を通過、6時6分頃に襟裳岬の東1180kmの太平洋上に落下しました」>>

Carry on the conversation!